



KLIMATANPASSNING SKREDFÖRUTSÄTTNINGAR I GÖTA ÄLVDALEN

Sektion: N100/040
 Delområde: Skår - Bohus
 Analysmetod: Odränerad analys

Slip Surface Option: Entry and Exit
 Method: Morgenstern-Price
 PWP Conditions Source: Pressure Head Spatial Function
 Date: 2011-06-20
 Created By: Lena Ekmark
 Last Edited By: Ekmark, Lena

Name: Pr
 Model: Mohr-Coulomb
 Unit Weight: 14.5 kN/m³
 Cohesion: 7 kPa
 Phi: 25 °

Name: CI
 Model: S=f(datum)
 Unit Weight: 15 kN/m³
 C-Datum: 14.2 kPa
 C-Rate of Change: 1.1 kPa/m
 Limiting C: 0 kPa
 Elevation: -10 m

Name: gy CI pr
 Model: S=f(datum)
 Unit Weight: 14.5 kN/m³
 C-Datum: 7 kPa
 C-Rate of Change: 0 kPa/m
 Limiting C: 0 kPa
 Elevation: 0.5 m

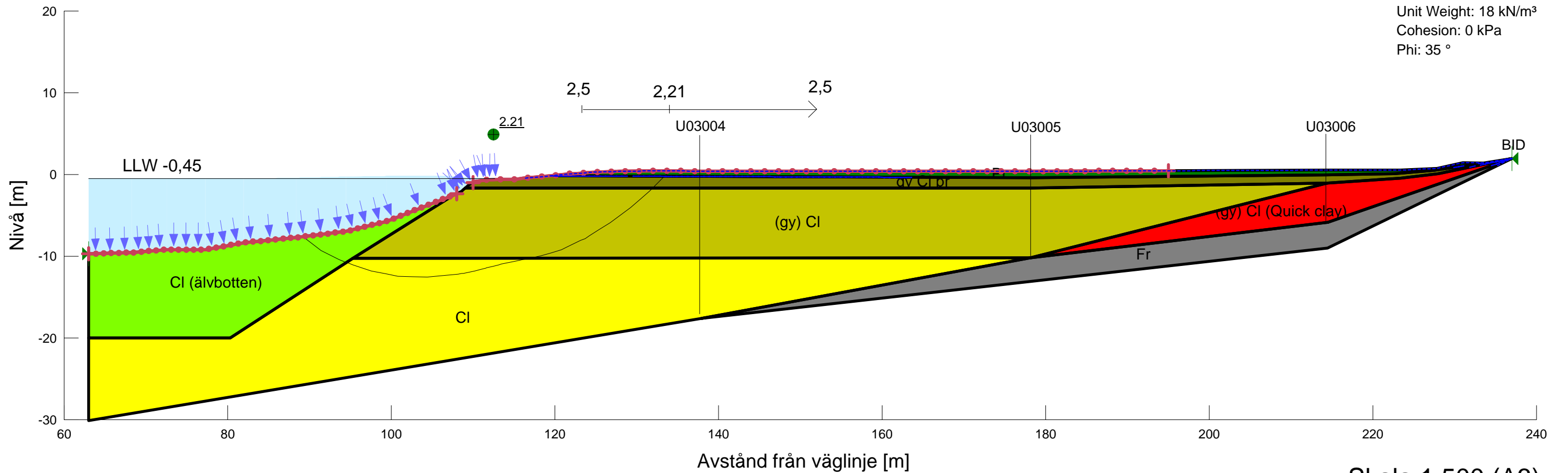
Name: CI (älvbotten)
 Model: S=f(depth)
 Unit Weight: 15 kN/m³
 C-Top of Layer: 3 kPa
 C-Rate of Change: 2.4 kPa/m
 Limiting C: 27.05 kPa

Name: (gy) CI
 Model: S=f(datum)
 Unit Weight: 14.5 kN/m³
 C-Datum: 7 kPa
 C-Rate of Change: 0.9 kPa/m
 Limiting C: 16 kPa
 Elevation: -1.5 m

Name: (gy) CI (Quick clay)
 Model: S=f(datum)
 Unit Weight: 14.5 kN/m³
 C-Datum: 7 kPa
 C-Rate of Change: 0.9 kPa/m
 Limiting C: 16 kPa
 Elevation: -1.5 m

Name: Fr
 Model: Mohr-Coulomb
 Unit Weight: 18 kN/m³
 Cohesion: 0 kPa
 Phi: 35 °

BERÄKNINGAR KORRIGERADE AV SGI
 Ändringar avser endast linjal för säkerhetsfaktor



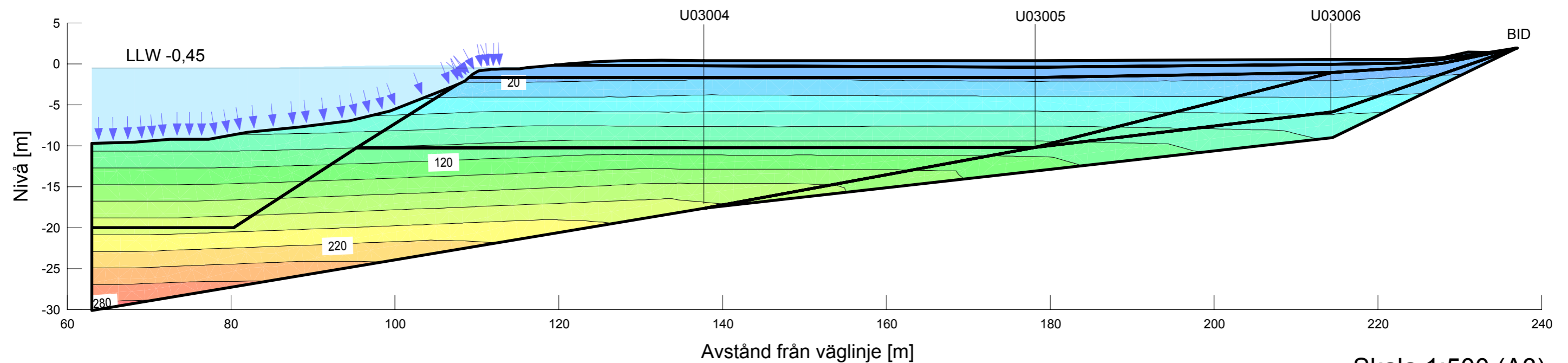


KLIMATANPASSNING SKREDFÖRUTSÄTTNINGAR I GÖTA ÄLVDALEN

Sektion: N100/040
 Delområde: Skår - Bohus
 Analysmetod: Odränerad analys

Slip Surface Option: Entry and Exit
 Method: Morgenstern-Price
 PWP Conditions Source: Pressure Head Spatial Function
 Date: 2011-06-21
 Created By: Lena Ekmark
 Last Edited By: Ekmark, Lena

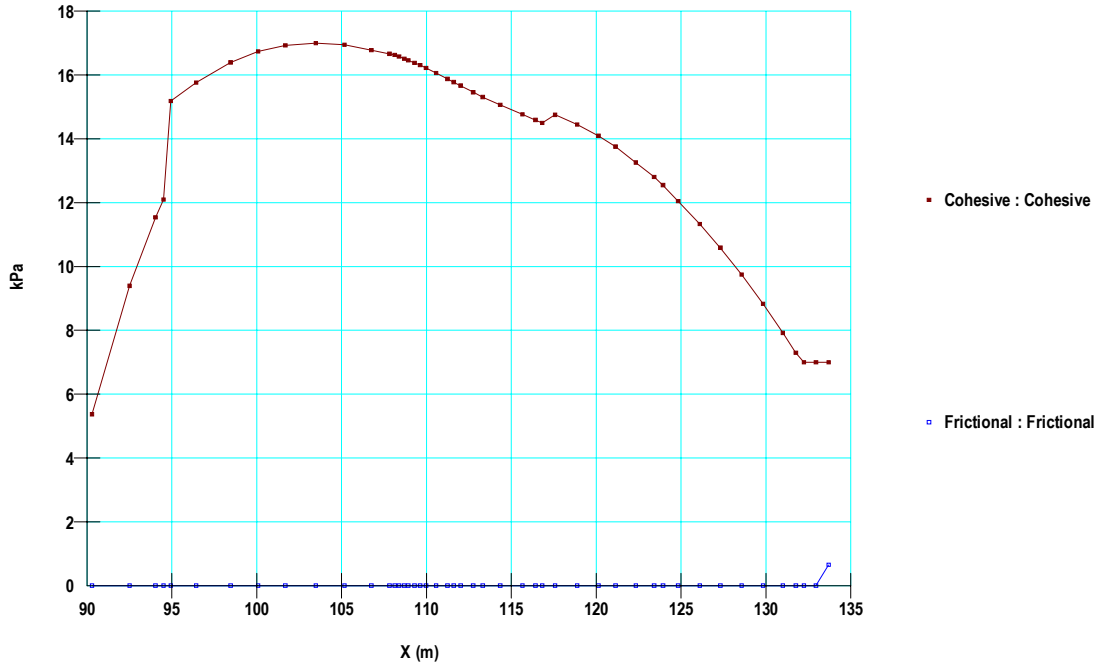
Redovisning portryck



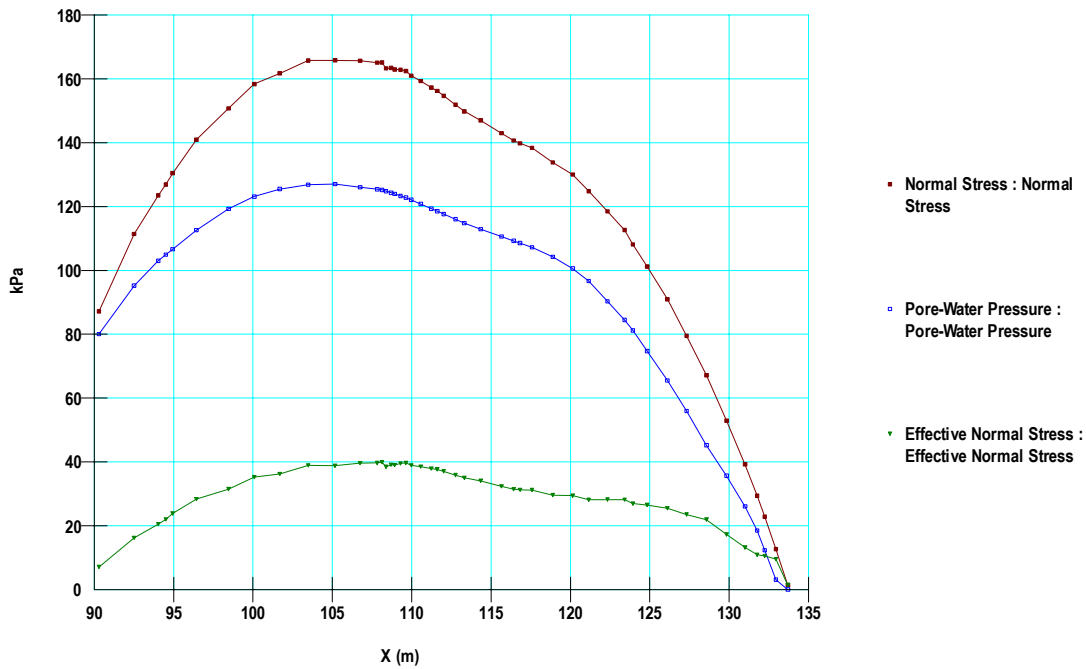
Skala 1:500 (A3)

Sektion N100/040

Odränerad analys



Kohesion samt friktion



Normalkraft, Portryck samt skjuvkraft