

Kombinerad analys, befintliga förhållanden

Report generated using GeoStudio 2007, version 7.16. Copyright © 1991-2010 GEO-SLOPE International Ltd.

File Information

Created By: [Petter Karlsson](#)
Revision Number: [257](#)
Last Edited By: [Karlsson, Petter](#)
Date: [2010-12-13](#)
Time: [15:35:17](#)
File Name: [35900WS_kombinerad.gsz](#)
Directory: [V:_UPPDRAG\224784\Teknik\Delområde 1-10\Delområde 4-14084\Geoteknik\Beräkningar\Sektion 16\](#)
Last Solved Date: [2010-12-13](#)
Last Solved Time: [15:37:52](#)

Project Settings

Length(L) Units: [meters](#)
Time(t) Units: [Seconds](#)
Force(F) Units: [kN](#)
Pressure(p) Units: [kPa](#)
Strength Units: [kPa](#)
Unit Weight of Water: [9.807 kN/m³](#)
View: [2D](#)

Analysis Settings

Kombinerad analys, befintliga förhållanden

Description: [V35900, kombinerad analys Uppsruken torrskorpa, 50% vattenfyllda sprickor](#)
Kind: [SLOPE/W](#)
Method: [Morgenstern-Price](#)
Settings
Side Function
Interslice force function option: [Half-Sine](#)
PWP Conditions Source: [Pressure Head Spatial Function](#)
Pressure Head Spatial Fn.: [Nulägesanalys](#)
Slip Surface
Direction of movement: [Right to Left](#)
Use Passive Mode: [No](#)

Slip Surface Option: [Entry and Exit](#)
 Critical slip surfaces saved: 20
 Optimize Critical Slip Surface Location: [Yes](#)
 Tension Crack
 Tension Crack Option: [Tension Crack Line](#)
 Percentage Wet: 0.5
 Tension Crack Fluid Unit Weight: 9.807 kN/m³

FOS Distribution

FOS Calculation Option: [Constant](#)

Advanced

Number of Slices: 30
 Optimization Tolerance: 0.01
 Minimum Slip Surface Depth: 0.1 m
 Optimization Maximum Iterations: 2000
 Optimization Convergence Tolerance: 1e-007
 Starting Optimization Points: 8
 Ending Optimization Points: 16
 Complete Passes per Insertion: 1
 Driving Side Maximum Convex Angle: 5 °
 Resisting Side Maximum Convex Angle: 1 °

Materials

Crust co

Model: [Combined, S=f\(depth\)](#)
 Unit Weight: 18 kN/m³
 Phi: 30 °
 C-Top of Layer: 0 kPa
 C-Rate of Change: 0 kPa/m
 Cu-Top of Layer: 30 kPa
 Cu-Rate of Change: 0 kPa/m
 C/Cu Ratio: 0.1

Clay 1 co

Model: [Combined, S=f\(datum\)](#)
 Unit Weight: 16.6 kN/m³
 Phi: 30 °
 C-Datum: 0 kPa
 C-Rate of Change: 0 kPa/m
 Cu-Datum: 17 kPa
 Cu-Rate of Change: 0 kPa/m
 C/Cu Ratio: 0.1
 Elevation: 10 m

Clay 2 co

Model: [Combined, S=f\(datum\)](#)

Unit Weight: 16.6 kN/m³
Phi: 30 °
C-Datum: 0 kPa
C-Rate of Change: 0 kPa/m
Cu-Datum: 20 kPa
Cu-Rate of Change: 0 kPa/m
C/Cu Ratio: 0.1
Elevation: 4 m

Clay 3 co älv

Model: Combined, S=f(depth)
Unit Weight: 16.1 kN/m³
Phi: 30 °
C-Top of Layer: 0 kPa
C-Rate of Change: 0 kPa/m
Cu-Top of Layer: 12 kPa
Cu-Rate of Change: 8 kPa/m
C/Cu Ratio: 0.1

Clay 4 co älv

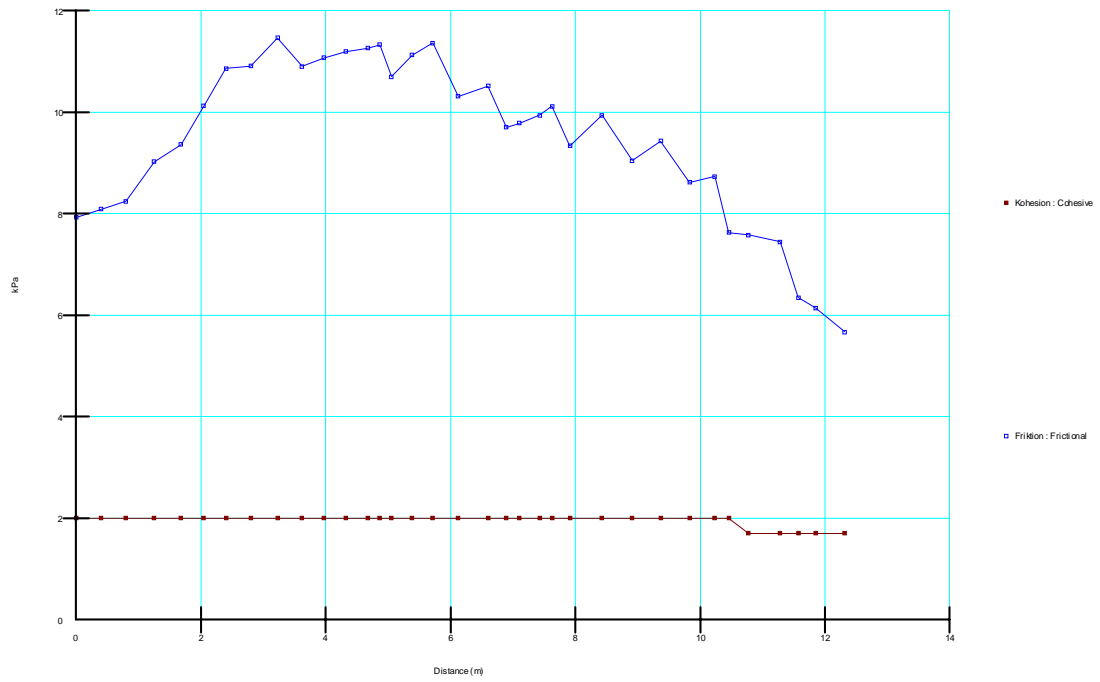
Model: Combined, S=f(datum)
Unit Weight: 16.1 kN/m³
Phi: 30 °
C-Datum: 0 kPa
C-Rate of Change: 0 kPa/m
Cu-Datum: 20 kPa
Cu-Rate of Change: 0 kPa/m
C/Cu Ratio: 0.1
Elevation: 0 m

Friction

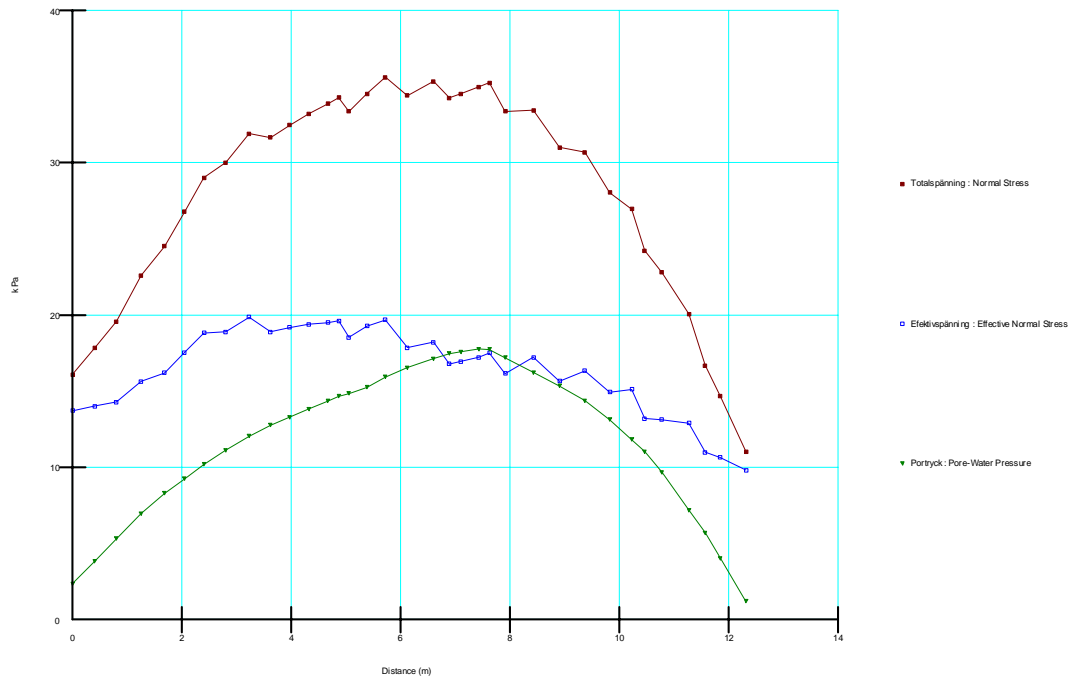
Model: Mohr-Coulomb
Unit Weight: 22 kN/m³
Cohesion: 0 kPa
Phi: 38 °
Phi-B: 0 °

Strandskoning

Model: Mohr-Coulomb
Unit Weight: 21 kN/m³
Unit Wt. Above Water Table: 18 kN/m³
Cohesion: 0 kPa
Phi: 40 °
Phi-B: 0 °



Figur 1. Kohesion och Friktion

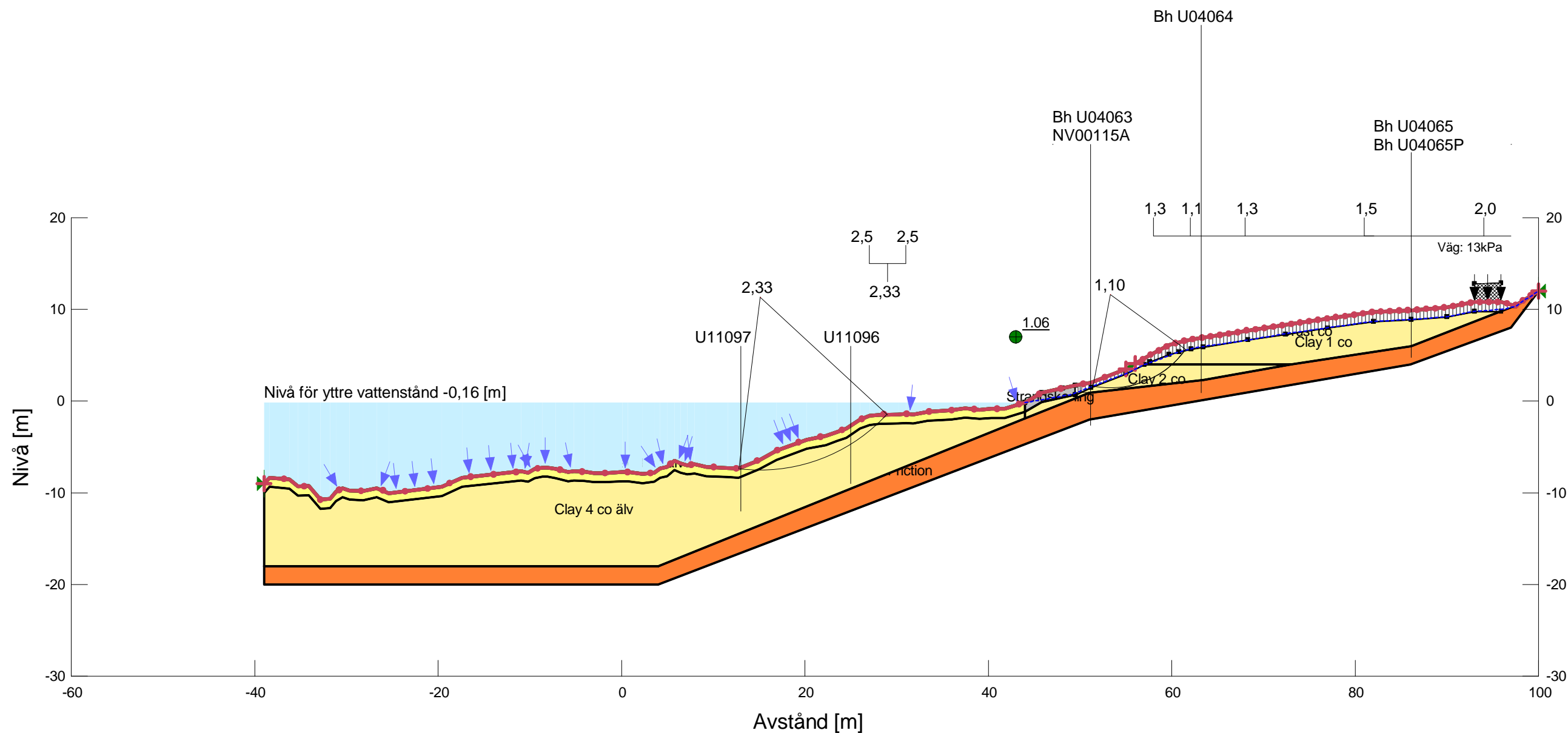


Figur 2. Totalspänning, effektivspänning och portryck



Göta älv utredningen 2009-2012
 SEKTION: V35900, kombinerad analys
 Uppsprucken torrskorpa, 50% vattenfyllda sprickor
 Beräkningsmodell: Morgenstern-Price
 Metod: Entry and Exit
 Portrycksmodell: Pressure Head Spatial Function
 Datum: 2010-12-13

Skala 1:500 (A3)
 Leveransdatum: 2011-03-31





Göta älv utredningen 2009-2012
 SEKTION: V35900, kombinerad analys
 Uppsprucken torrskorpa, 50% vattenfyllda sprickor
 Beräkningsmodell: Morgenstern-Price
 Metod: Entry and Exit
 Portrycksmodell: Pressure Head Spatial Function
 Datum: 2011-04-13

Skala 1:500 (A3)
 Leveransdatum: 2011-03-31

