

Odränerad analys

Report generated using GeoStudio 2007, version 7.17. Copyright © 1991-2010 GEO-SLOPE International Ltd.

File Information

Created By: [Petter Karlsson](#)
Revision Number: 77
Last Edited By: [Kine Meijer](#)
Date: 2011-08-18
Time: 10:02:53
File Name: [V18910_odränerad print.gsz](#)
Directory: [P:\!Göta älv utredningen 2009-2012\Delområde 1-10\Delområde 5-14085\Geoteknik\Text\Interngranskning\V18910\110816\](#)

Project Settings

Length(L) Units: [meters](#)
Time(t) Units: [Seconds](#)
Force(F) Units: [kN](#)
Pressure(p) Units: [kPa](#)
Strength Units: [kPa](#)
Unit Weight of Water: [9.807 kN/m³](#)
View: [2D](#)

Analysis Settings

Odränerad analys

Kind: [SLOPE/W](#)
Method: [Morgenstern-Price](#)
Settings
 Apply Phreatic Correction: [No](#)
 Side Function
 Interslice force function option: [Half-Sine](#)
 PWP Conditions Source: [Piezometric Line](#)
 Use Staged Rapid Drawdown: [No](#)
Slip Surface
 Direction of movement: [Right to Left](#)
 Use Passive Mode: [No](#)
 Slip Surface Option: [Entry and Exit](#)
 Critical slip surfaces saved: 5
 Optimize Critical Slip Surface Location: [Yes](#)
Tension Crack
 Tension Crack Option: [Tension Crack Line](#)
 Percentage Wet: 0.5

Tension Crack Fluid Unit Weight: 9.807 kN/m³

FOS Distribution

FOS Calculation Option: Constant

Advanced

Number of Slices: 30

Optimization Tolerance: 0.01

Minimum Slip Surface Depth: 0.1 m

Optimization Maximum Iterations: 2000

Optimization Convergence Tolerance: 1e-007

Starting Optimization Points: 8

Ending Optimization Points: 16

Complete Passes per Insertion: 1

Driving Side Maximum Convex Angle: 5 °

Resisting Side Maximum Convex Angle: 1 °

Materials

CI 1

Model: $S=f(\text{datum})$

Unit Weight: 16.6 kN/m³

C-Datum: 28 kPa

C-Rate of Change: 0 kPa/m

Limiting C: 0 kPa

Elevation: 25 m

Pore Water Pressure

Piezometric Line: 1

CI 2

Model: $S=f(\text{datum})$

Unit Weight: 16.6 kN/m³

C-Datum: 28 kPa

C-Rate of Change: 1.81 kPa/m

Limiting C: 0 kPa

Elevation: 15 m

Pore Water Pressure

Piezometric Line: 1

CI 3

Model: $S=f(\text{datum})$

Unit Weight: 16.6 kN/m³

C-Datum: 28 kPa

C-Rate of Change: 0 kPa/m

Limiting C: 0 kPa

Elevation: 15 m

Pore Water Pressure

Piezometric Line: 1

CI 4

Model: $S=f(\text{datum})$
Unit Weight: 16.6 kN/m³
C-Datum: 28 kPa
C-Rate of Change: 2.1 kPa/m
Limiting C: 0 kPa
Elevation: 5 m
Pore Water Pressure
Piezometric Line: 1

Crust

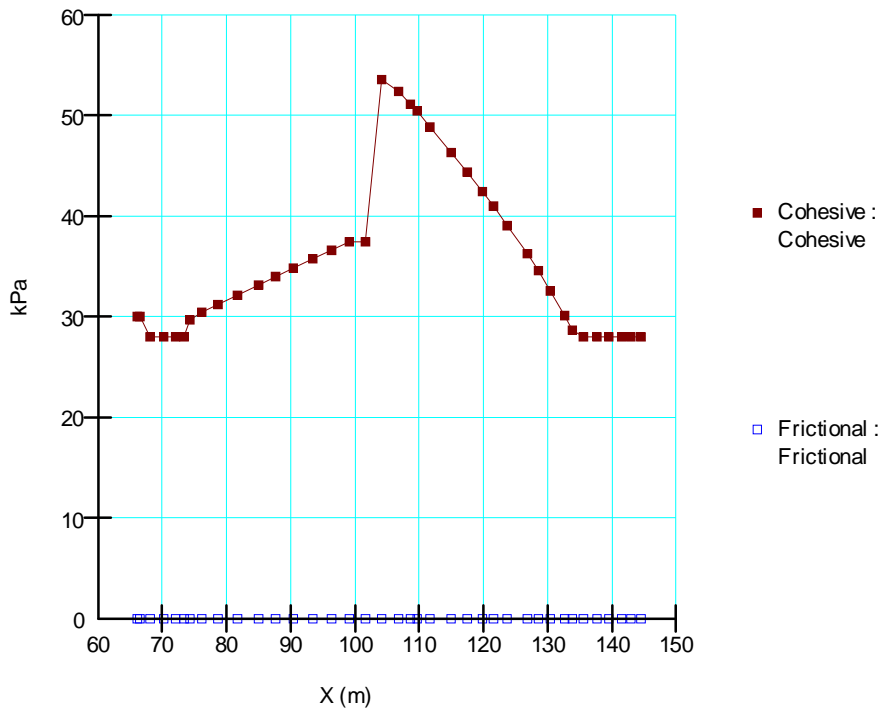
Model: Mohr-Coulomb
Unit Weight: 18 kN/m³
Cohesion: 30 kPa
Phi: 0 °
Phi-B: 0 °
Pore Water Pressure
Piezometric Line: 1

CI 5

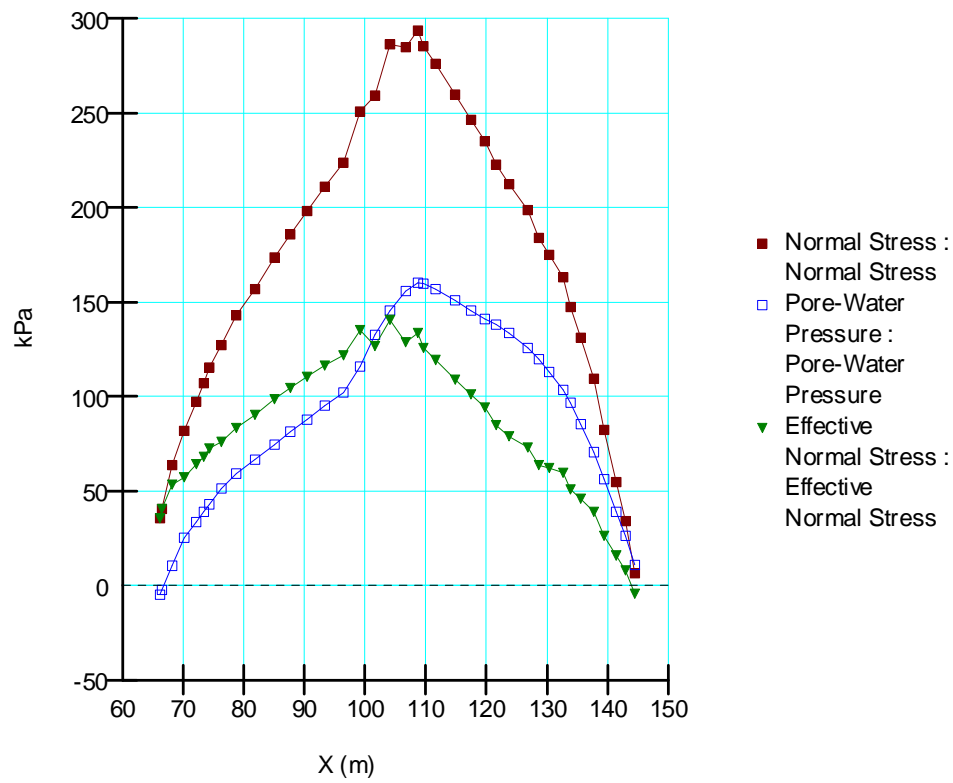
Model: $S=f(\text{depth})$
Unit Weight: 16.6 kN/m³
C-Top of Layer: 3 kPa
C-Rate of Change: 18 kPa/m
Limiting C: 36 kPa
Pore Water Pressure
Piezometric Line: 1

CI 6

Model: $S=f(\text{depth})$
Unit Weight: 16.6 kN/m³
C-Top of Layer: 36 kPa
C-Rate of Change: 1.9 kPa/m
Limiting C: 0 kPa
Pore Water Pressure
Piezometric Line: 1



Figur 1. Kohesion och friktion.



Figur 2. Totalspänning, effektivspänning och portryck.



KLIMATANPASSNING SKREDFÖRUTSÄTTNINGAR I GÖTA ÄLVDALEN

Sektion: V18910
 Delområde: Intagan - Ström
 Analysmetod: Odränerad analys

Slip Surface Option: Entry and Exit
 Method: Morgenstern-Price
 PWP Conditions Source: Piezometric Line
 Date: 2011-04-14
 Created By: Petter Karlsson
 Last Edited By: Karlsson, Petter

Skala 1:1000 (A3)

Name: Crust
 Model: Mohr-Coulomb
 Unit Weight: 18 kN/m³
 Cohesion: 30 kPa
 Phi: 0 °

Name: CI 1
 Model: S=f(datum)
 Unit Weight: 16.6 kN/m³
 C-Datum: 28 kPa
 C-Rate of Change: 0 kPa/m
 Elevation: 25 m

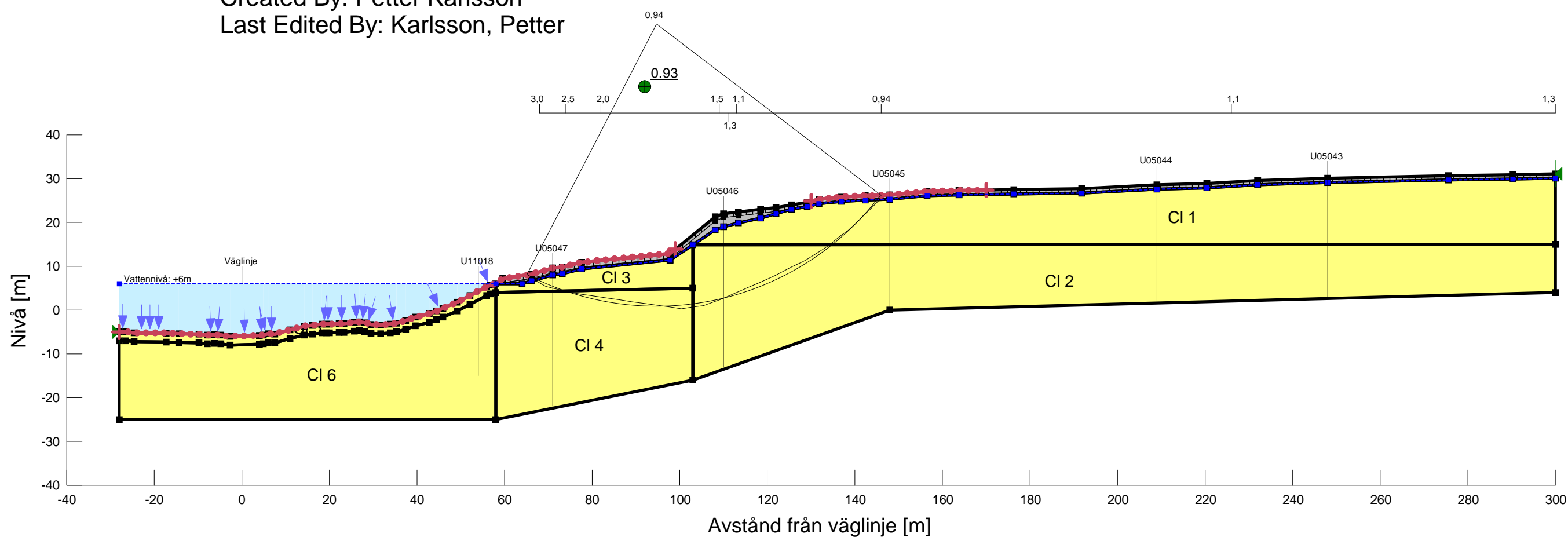
Name: CI 2
 Model: S=f(datum)
 Unit Weight: 16.6 kN/m³
 C-Datum: 28 kPa
 C-Rate of Change: 1.81 kPa/m
 Elevation: 15 m

Name: CI 3
 Model: S=f(datum)
 Unit Weight: 16.6 kN/m³
 C-Datum: 28 kPa
 C-Rate of Change: 0 kPa/m
 Elevation: 15 m

Name: CI 4
 Model: S=f(datum)
 Unit Weight: 16.6 kN/m³
 C-Datum: 28 kPa
 C-Rate of Change: 2.1 kPa/m
 Elevation: 5 m

Name: CI 5
 Model: S=f(depth)
 Unit Weight: 16.6 kN/m³
 C-Top of Layer: 3 kPa
 C-Rate of Change: 18 kPa/m

Name: CI 6
 Model: S=f(depth)
 Unit Weight: 16.6 kN/m³
 C-Top of Layer: 36 kPa
 C-Rate of Change: 1.9 kPa/m



Kombinerad analys

Report generated using GeoStudio 2007, version 7.17. Copyright © 1991-2010 GEO-SLOPE International Ltd.

File Information

Created By: [Petter Karlsson](#)
Revision Number: [98](#)
Last Edited By: [Karlsson, Petter](#)
Date: [2011-04-14](#)
Time: [08:51:21](#)
File Name: [V18910_kombinerad print.gsz](#)
Directory: [P:\!Göta älv utredningen 2009-2012\Delområde 1-10\Delområde 5-14085\Geoteknik\Text\Interngranskning\V18910\110816\](#)
Last Solved Date: [2011-04-14](#)
Last Solved Time: [08:52:52](#)

Project Settings

Length(L) Units: [meters](#)
Time(t) Units: [Seconds](#)
Force(F) Units: [kN](#)
Pressure(p) Units: [kPa](#)
Strength Units: [kPa](#)
Unit Weight of Water: [9.807 kN/m³](#)
View: [2D](#)

Analysis Settings

Kombinerad analys

Kind: [SLOPE/W](#)
Method: [Morgenstern-Price](#)
Settings
 Side Function
 Interslice force function option: [Half-Sine](#)
 PWP Conditions Source: [Pressure Head Spatial Function](#)
 Pressure Head Spatial Fn.: [Nulägesanalys](#)
Slip Surface
 Direction of movement: [Right to Left](#)
 Use Passive Mode: [No](#)
 Slip Surface Option: [Entry and Exit](#)
 Critical slip surfaces saved: [5](#)
 Optimize Critical Slip Surface Location: [Yes](#)
Tension Crack
 Tension Crack Option: [Tension Crack Line](#)

Percentage Wet: 0.5

Tension Crack Fluid Unit Weight: 9.807 kN/m³

FOS Distribution

FOS Calculation Option: Constant

Advanced

Number of Slices: 30

Optimization Tolerance: 0.01

Minimum Slip Surface Depth: 0.1 m

Optimization Maximum Iterations: 2000

Optimization Convergence Tolerance: 1e-007

Starting Optimization Points: 8

Ending Optimization Points: 16

Complete Passes per Insertion: 1

Driving Side Maximum Convex Angle: 5 °

Resisting Side Maximum Convex Angle: 1 °

Materials

CI 1

Model: Combined, S=f(datum)

Unit Weight: 16.6 kN/m³

Phi: 30 °

C-Datum: 0 kPa

C-Rate of Change: 0 kPa/m

Cu-Datum: 28 kPa

Cu-Rate of Change: 0 kPa/m

C/Cu Ratio: 0.1

Elevation: 25 m

CI 2

Model: Combined, S=f(datum)

Unit Weight: 16.6 kN/m³

Phi: 30 °

C-Datum: 0 kPa

C-Rate of Change: 0 kPa/m

Cu-Datum: 28 kPa

Cu-Rate of Change: 1.81 kPa/m

C/Cu Ratio: 0.1

Elevation: 15 m

CI 3

Model: Combined, S=f(datum)

Unit Weight: 16.6 kN/m³

Phi: 30 °

C-Datum: 0 kPa

C-Rate of Change: 0 kPa/m

Cu-Datum: 28 kPa
Cu-Rate of Change: 0 kPa/m
C/Cu Ratio: 0.1
Elevation: 15 m

CI 4

Model: Combined, $S=f(\text{datum})$
Unit Weight: 16.6 kN/m³
Phi: 30 °
C-Datum: 0 kPa
C-Rate of Change: 0 kPa/m
Cu-Datum: 28 kPa
Cu-Rate of Change: 2.1 kPa/m
C/Cu Ratio: 0.1
Elevation: 5 m

Crust

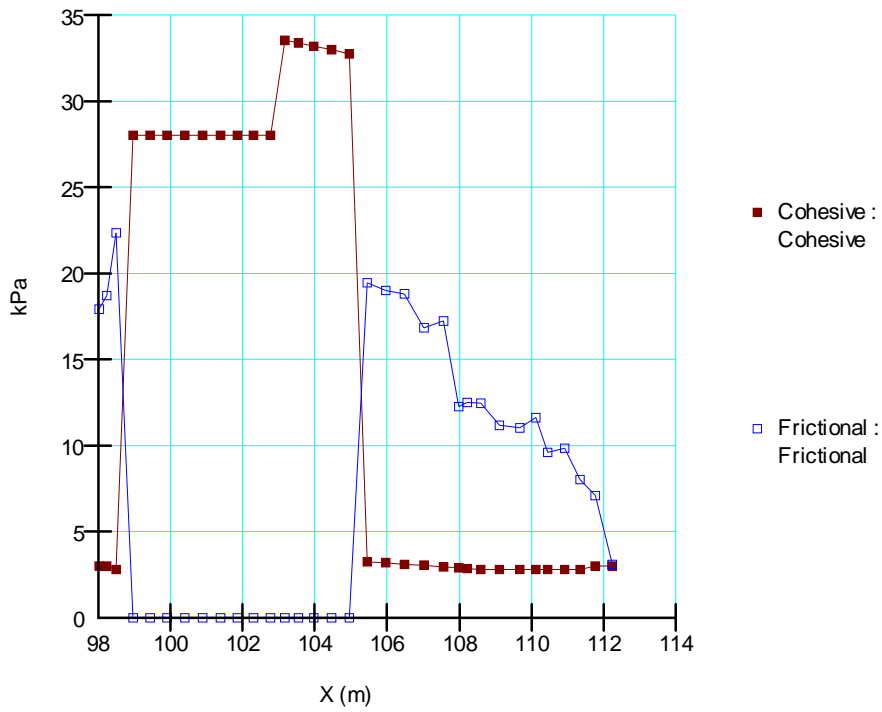
Model: Combined, $S=f(\text{depth})$
Unit Weight: 18 kN/m³
Phi: 30 °
C-Top of Layer: 0 kPa
C-Rate of Change: 0 kPa/m
Cu-Top of Layer: 30 kPa
Cu-Rate of Change: 0 kPa/m
C/Cu Ratio: 0.1

CI 5

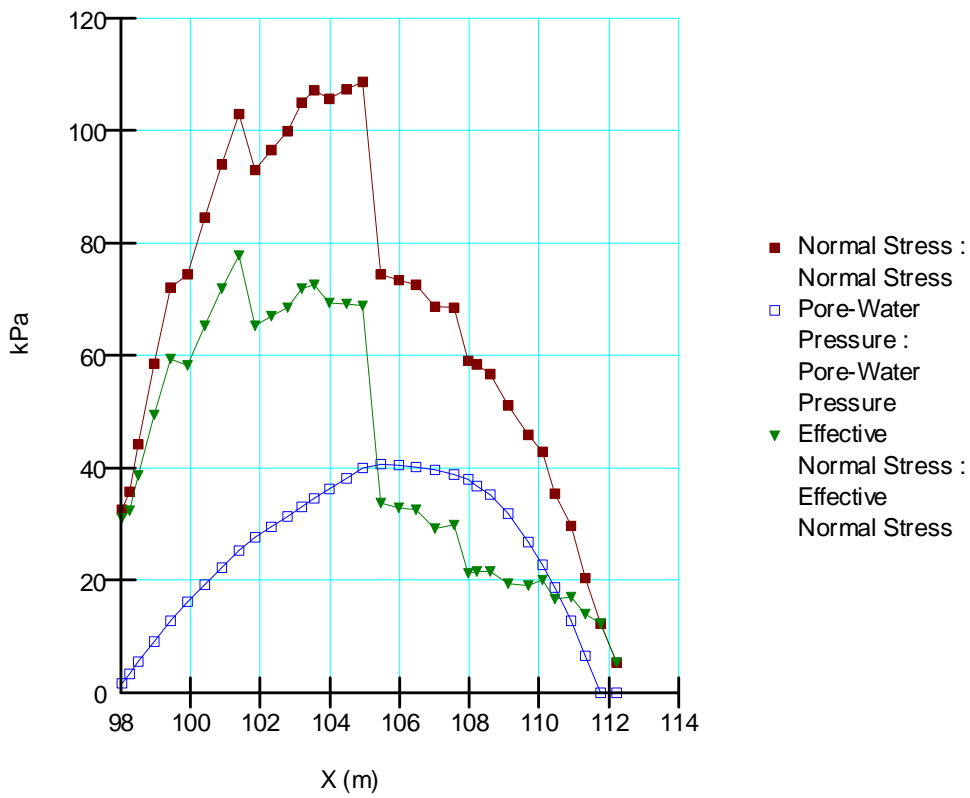
Model: Combined, $S=f(\text{depth})$
Unit Weight: 16.6 kN/m³
Phi: 30 °
C-Top of Layer: 0 kPa
C-Rate of Change: 0 kPa/m
Cu-Top of Layer: 3 kPa
Cu-Rate of Change: 18 kPa/m
C/Cu Ratio: 0.1

CI 6

Model: Combined, $S=f(\text{depth})$
Unit Weight: 16.6 kN/m³
Phi: 30 °
C-Top of Layer: 0 kPa
C-Rate of Change: 0 kPa/m
Cu-Top of Layer: 36 kPa
Cu-Rate of Change: 1.9 kPa/m
C/Cu Ratio: 0.1



Figur 1. Kohesion och friktion.



Figur 2. Totalspänning, effektivspänning och portryck.

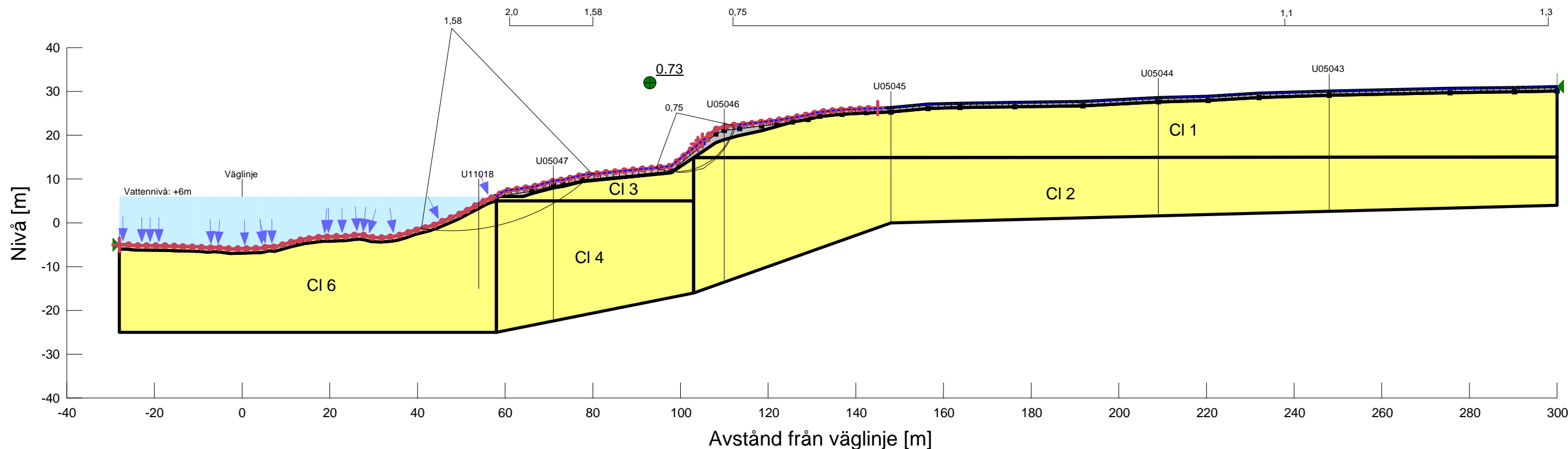


KLIMATANPASSNING SKREDFÖRUTSÄTTNINGAR I GÖTA ÄLVDALLEN

Sektion: V18910
 Delområde: Intagan - Ström
 Analysmetod: Kombinerad analys

Slip Surface Option: Entry and Exit
 Method: Morgenstern-Price
 PWP Conditions Source: Pressure Head Spatial Function
 Date: 2011-04-14
 Created By: Petter Karlsson
 Last Edited By: Karlsson, Petter

Skala 1:1000 (A3)



- Name: Crust
- Model: Combined, S=f(depth)
- Unit Weight: 18 kN/m³
- Phi: 30 °
- Cu-Top of Layer: 30 kPa
- Cu-Rate of Change: 0 kPa/m
- C/Cu Ratio: 0.1
- Model: Combined, S=f(datum)
- Unit Weight: 16.6 kN/m³
- Phi: 30 °
- Cu-Datum: 28 kPa
- Cu-Rate of Change: 0 kPa/m
- C/Cu Ratio: 0.1
- Elevation: 225 m
- Model: Combined, S=f(datum)
- Unit Weight: 16.6 kN/m³
- Phi: 30 °
- Cu-Datum: 28 kPa
- Cu-Rate of Change: 1.81 kPa/m
- C/Cu Ratio: 0.1
- Elevation: 185 m
- Model: Combined, S=f(datum)
- Unit Weight: 16.6 kN/m³
- Phi: 30 °
- Cu-Datum: 28 kPa
- Cu-Rate of Change: 0 kPa/m
- C/Cu Ratio: 0.1
- Elevation: 145 m
- Model: Combined, S=f(datum)
- Unit Weight: 16.6 kN/m³
- Phi: 30 °
- Cu-Datum: 28 kPa
- Cu-Rate of Change: 2.1 kPa/m
- C/Cu Ratio: 0.1
- Elevation: 5 m
- Model: Combined, S=f(depth)
- Unit Weight: 16.6 kN/m³
- Phi: 30 °
- Cu-Top of Layer: 3 kPa
- Cu-Rate of Change: 18 kPa/m
- C/Cu Ratio: 0.1
- Model: Combined, S=f(depth)
- Unit Weight: 16.6 kN/m³
- Phi: 30 °
- Cu-Top of Layer: 36 kPa
- Cu-Rate of Change: 1.9 kPa/m
- C/Cu Ratio: 0.1



KLIMATANPASSNING SKREDFÖRUTSÄTTNINGAR I GÖTA ÄLVDALLEN

Sektion: V18910
 Delområde: Intagan - Ström
 Analysmetod: Kombinerad analys

Slip Surface Option: Entry and Exit
 Method: Morgenstern-Price
 PWP Conditions Source: Pressure Head Spatial Function
 Date: 2011-08-16
 Created By: Petter Karlsson
 Last Edited By: Kine Meijer

Skala 1:1000 (A3)

Name: Crust
 Model: Combined, S=f(depth)
 Unit Weight: 18 kN/m³
 Phi: 30 °
 Cu-Top of Layer: 30 kPa
 Cu-Rate of Change: 0 kPa/m
 C/Cu Ratio: 0.1
 Name: Crust
 Model: Combined, S=f(datum)
 Unit Weight: 16.6 kN/m³
 Phi: 30 °
 Cu-Datum: 28 kPa
 Cu-Rate of Change: 0 kPa/m
 C/Cu Ratio: 0.1
 Name: Crust
 Model: Combined, S=f(datum)
 Unit Weight: 16.6 kN/m³
 Phi: 30 °
 Cu-Datum: 28 kPa
 Cu-Rate of Change: 1.81 kPa/m
 C/Cu Ratio: 0.1
 Name: Crust
 Model: Combined, S=f(datum)
 Unit Weight: 16.6 kN/m³
 Phi: 30 °
 Cu-Datum: 28 kPa
 Cu-Rate of Change: 0 kPa/m
 C/Cu Ratio: 0.1
 Name: Crust
 Model: Combined, S=f(datum)
 Unit Weight: 16.6 kN/m³
 Phi: 30 °
 Cu-Datum: 28 kPa
 Cu-Rate of Change: 2.1 kPa/m
 C/Cu Ratio: 0.1
 Name: Crust
 Model: Combined, S=f(depth)
 Unit Weight: 16.6 kN/m³
 Phi: 30 °
 Cu-Top of Layer: 3 kPa
 Cu-Rate of Change: 18 kPa/m
 C/Cu Ratio: 0.1
 Name: Crust
 Model: Combined, S=f(depth)
 Unit Weight: 16.6 kN/m³
 Phi: 30 °
 Cu-Top of Layer: 36 kPa
 Cu-Rate of Change: 1.9 kPa/m
 C/Cu Ratio: 0.1

